

How to Get All Eight Eeveelutions



Alonso Meraz

TECM 2700

12/02/2013

Table Of Contents

Table of Contents.....iii

Flareon, Jolteon, and Vaporeon.....3

Espeon and Umbreon.....7

Glaceon and Leafeon.....11

Sylveon.....17

Glossary.....21

Index.....23



Introduction

So you want to be a **Pokémon Master**? You've already caught all the Pokémon in the wild, and are so close to completing your Pokédex. Now, you need to focus on evolving your already caught Pokémon and complete your Pokédex. Certain Pokémon can only be obtained by evolution. For example, Eevee's evolutions or Eeveelutions can only be obtained by evolving Eevee. Eevee's has eight evolutions which are Flareon, Jolteon, Vaporeon, Espeon, Umbreon, Leafeon, Glaceon, and Sylveon. Each one has a different type and a different method of Evolution. Once you get all of the Eeveelutions you'll be one step closer to becoming a **Pokémon Master** and catching them all!

Manual Overview

This manual will explain:

- How to get all eight Eeveelutions
- Where to buy **evolution stones**
- How to raise a Pokémon's **happiness**
- The location of the Ice Rock and the Moss Rock
- How to raise a Pokémon's **affection**

I will not explain how to obtain Eevee, only how to evolve Eevee.

What You Need

- Nintendo 3DS (Real Life)
- Pokémon X or Y (Real Life)
- 8 Eevees (In Game)
- 6,300 Pokédollars (In Game)
- 7 gym badges (In Game)

Once you have everything, you can follow these simple instructions and be on your way to catching all eight Eeveelutions.

Words that are **blue** can be found in the Glossary on page 21.



Flareon, Jolteon, and Vaporeon



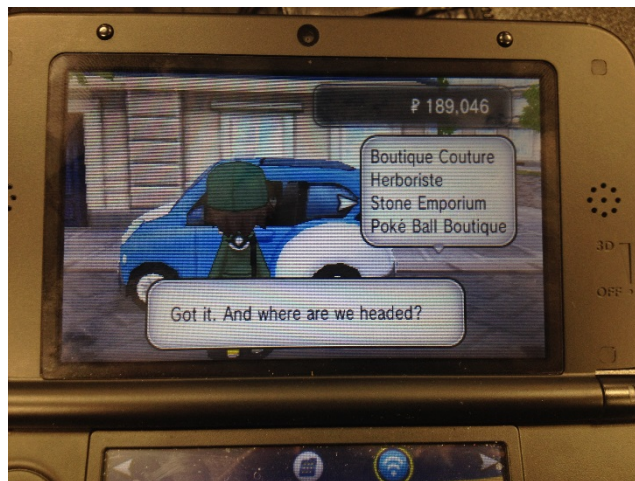
Flareon, Jolteon, Vaporeon

Flareon, Jolteon, and Vaporeon need an [evolution stone](#) in order to evolve. Flareon is fire type, Jolteon is electric type, and Vaporeon is water type.

1. Go to Lumiose City



2. Take a Taxi to Stone Emporium




3. At the shop buy one Water Stone, one Fire Stone, and one Thunder Stone for 3,100 Pokédollars each, a total of 6,300 Pokédollars.
4. Open your Bag

5. Use the Water Stone on an Eevee for Vaporeon



6. Use the Fire Stone on an Eevee for Flareon



7. Use the Thunder Stone on an Eevee for Jolteon



Espeon and Umbreon



Espeon and Umbreon

Espeon and Umbreon must be evolved by raising Eevee's [happiness](#) at a certain time of day. Espeon is psychic type, and Umbreon is dark type.

1. Keep Eevee in your party at all times
2. Never let Eevee die in a battle
3. Battle wild Pokémon or other [Pokémon Trainers](#) with Eevee



4. For Espeon, battle with Eevee in the day time to raise its [happiness](#)



5. Raise Eevee's [happiness](#) to maximum

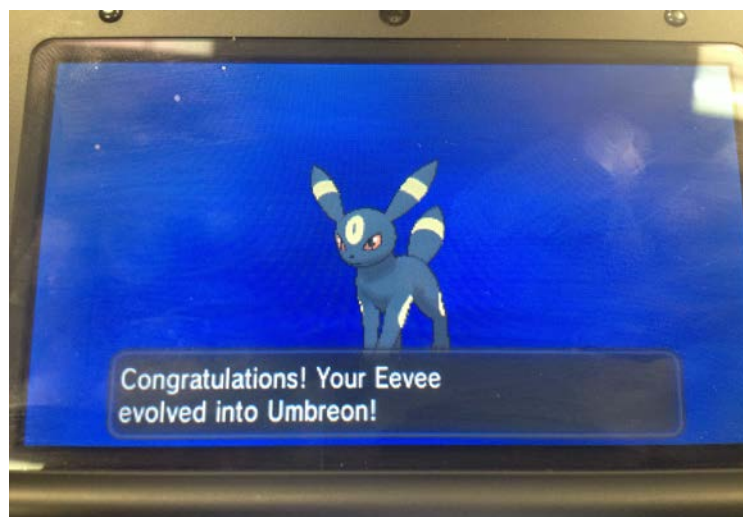
6. Raise Eevee's level in the day time and it will evolve into Espeon



7. For Umbreon, Battle with Eevee in the night time to raise its happiness



8. Raise Eevee's happiness to maximum
9. Raise Eevee's level in the night and it will evolve into Umbreon



Glaceon and Leafeon




Glaceon and Leafeon

In order to evolve Eevee into Glaceon and Leafeon you must level Eevee up at a certain location. Glaceon is ice type, and Leafeon is grass type.

1. For Glaceon, go inside the Frost Cavern

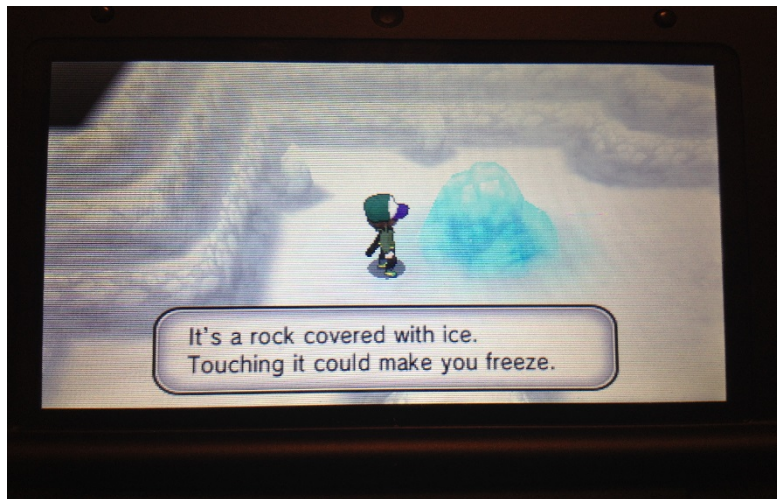


2. Slide across the ice
3. Walk to the stream on the left
4. Surf across the stream to the other side



5. Walk into the room at the end of the cavern

6. Press **A** on the Ice Rock



7. Battle a Pokémon near the Ice Rock
8. Level Eevee up to evolve it into Glaceon

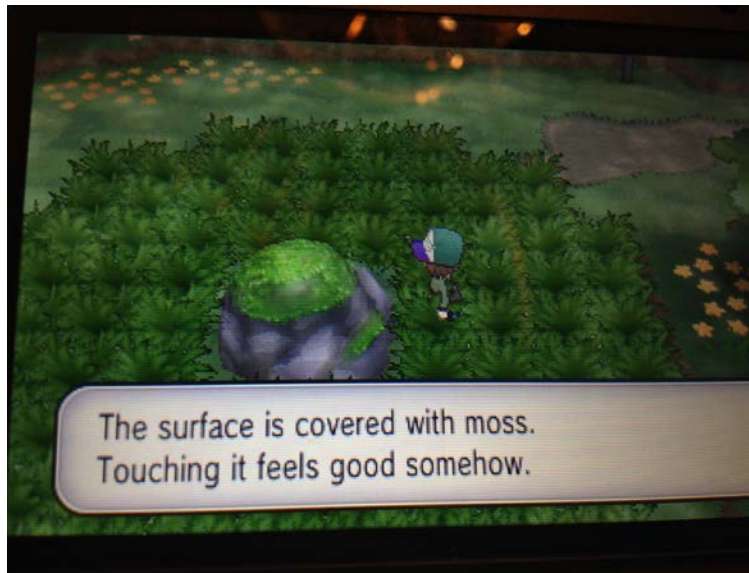


9. For Leafeon, Go to Route 20 (Winding Woods)



10. Walk straight to the Moss Rock near the entrance

11. Press **A** on the Moss Rock



12. Battle a Pokémon in the grass with Eevee

13. Level Eevee up and it will evolve into Leaféon



Sylveon



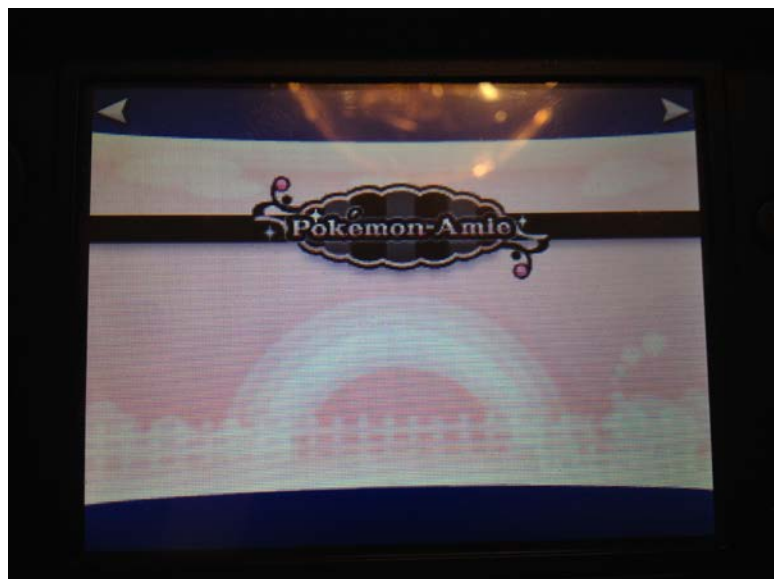
Sylveon

In order to evolve Eevee into Sylveon, you have to teach Eevee a fairy type move, raise its [affection](#) to maximum, and then level it up. Sylveon is a fairy type.

1. Battle wild Pokémon or other [Pokémon Trainers](#) with Eevee
2. Raise Eevee to level 9
3. Teach Eevee the fairy type move Baby-Doll Eyes.



4. Go to the Pokémon-Amie screen



5. Pet Eevee to raise its [affection](#)



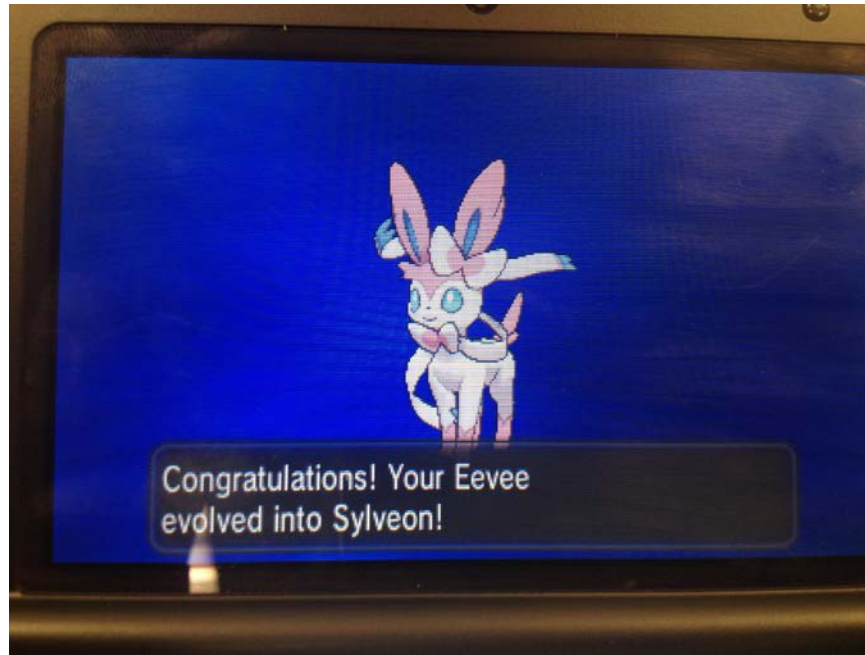
6. Feed Eevee to raise its [affection](#)



7. Play games with Eevee to raise its [affection](#)



8. Repeat steps 5, 6, and 7 until Eevee's [affection](#) reaches its maximum
9. Battle a wild Pokémon or a [Pokémon Trainer](#) with Eevee
10. Raise Eevee's level and it will evolve into Sylveon



Glossary

A – A button on the 3DS; the action button

Affection – A Pokémon's feeling towards its trainer

Evolution Stone – A stone that makes certain Pokémon evolve. There are ten different kinds

Happiness – A Pokémon's self-happiness that is gained from leveling up and winning battles

Pokémon Master – A Pokémon trainer who has captured every Pokémon

Pokémon Trainer – Someone who catches and raises Pokémon



Index

A, 12, 13

affection, v, 17, 18

Evolution Stone, v, 3

happiness, v, 7, 8

Pokémon Master, v

Pokémon Trainer, 7, 17, 19

